

Anxiety Screening

Evidence Report and Systematic Review for the US Preventive Services Task Force

Elizabeth A. O'Connor, PhD; Michelle L. Henninger, PhD; Leslie A. Perdue, MPH; Erin L. Coppola, MPH; Rachel G. Thomas, MPH; Bradley N. Gaynes, MD, MPH

IMPORTANCE Anxiety is commonly seen in primary care and associated with substantial burden.

OBJECTIVE To review the benefits and harms of screening and treatment for anxiety and the accuracy of instruments to detect anxiety among primary care patients.

DATA SOURCES MEDLINE, PsychINFO, Cochrane library through September 7, 2022; references of existing reviews; ongoing surveillance for relevant literature through November 25, 2022.

STUDY SELECTION English-language original studies and systematic reviews of screening or treatment compared with control conditions and test accuracy studies of a priori-selected screening instruments were included. Two investigators independently reviewed abstracts and full-text articles for inclusion. Two investigators independently rated study quality.

DATA EXTRACTION AND SYNTHESIS One investigator abstracted data; a second checked accuracy. Meta-analysis results were included from existing systematic reviews where available; meta-analyses were conducted on original research when evidence was sufficient.

MAIN OUTCOMES AND MEASURES Anxiety and depression outcomes; global quality of life and functioning; sensitivity and specificity of screening tools.

RESULTS Of the 59 publications included, 40 were original studies (N = 275 489) and 19 were systematic reviews (including ≈483 studies [N=81 507]). Two screening studies found no benefit for screening for anxiety. Among test accuracy studies, only the Generalized Anxiety Disorder (GAD) GAD-2 and GAD-7 screening instruments were evaluated by more than 1 study. Both screening instruments had adequate accuracy for detecting generalized anxiety disorder (eg, across 3 studies the GAD-7 at a cutoff of 10 had a pooled sensitivity of 0.79 [95% CI, 0.69 to 0.94] and specificity of 0.89 [95% CI, 0.83 to 0.94]). Evidence was limited for other instruments and other anxiety disorders. A large body of evidence supported the benefit of treatment for anxiety. For example, psychological interventions were associated with a small pooled standardized mean difference of -0.41 in anxiety symptom severity in primary care patients with anxiety (95% CI, -0.58 to -0.23]; 10 RCTs [n = 2075]; $I^2 = 40.2\%$); larger effects were found in general adult populations.

CONCLUSIONS AND RELEVANCE Evidence was insufficient to draw conclusions about the benefits or harms of anxiety screening programs. However, clear evidence exists that treatment for anxiety is beneficial, and more limited evidence indicates that some anxiety screening instruments have acceptable accuracy to detect generalized anxiety disorder.

JAMA. 2023;329(24):2171-2184. doi:10.1001/jama.2023.6369
Published online June 20, 2023.

← Editorial page 2132

+ Multimedia

← Related article page 2163 and
JAMA Patient Page page 2202

+ Supplemental content

+ CME at jamacmelookup.com

Author Affiliations: Kaiser Permanente Evidence-based Practice Center, Kaiser Permanente Center for Health Research, Portland, Oregon (O'Connor, Henninger, Perdue, Coppola, Thomas); Gillings School of Global Public Health, University of North Carolina School of Medicine, Chapel Hill (Gaynes).

Corresponding Author: Elizabeth A. O'Connor, PhD, Kaiser Permanente Evidence-based Practice Center, Kaiser Permanente Center for Health Research, 3800 N Interstate Ave, Portland, OR 97227 (elizabeth.oconnor@kpchr.org).

Anxiety symptoms are relatively common among US adults. The 2019 National Household Interview Survey found that 9.5%, 3.4%, and 2.7% of adults had experienced mild, moderate, or severe symptoms of anxiety, respectively, in the past 2 weeks.¹ National data on the current prevalence of anxiety disorders are lacking, but anxiety disorders are associated with impaired quality of life² and functioning³ and substantial economic costs.⁴ One prior review estimated average annual health expenditures attributable to anxiety disorders among countries in the Organization for Economic Cooperation and Development to be \$135 billion.⁵ If effective, routine screening could substantially increase the likelihood that patients receive treatment in a timely manner, potentially saving years of distress and reducing economic burden.

This systematic review was conducted to support the US Preventive Services Task Force (USPSTF) in making a recommendation on anxiety screening in adult primary care patients in the US. The USPSTF has never issued a recommendation on screening for anxiety disorders.

Methods

Scope of Review

Figure 1 shows the analytic framework and key questions (KQs) that guided the review, which were developed in consultation with members of the USPSTF and covered screening for depression, anxiety, and suicide risk. There were no deviations from the original research plan. The current publication discusses the evidence on the benefits and harms of screening for and treatment of anxiety disorders in adults, and the accuracy of screening tools. Detailed methods and results are available in the full evidence review.⁷ In addition to addressing the KQs, the full evidence report also discusses contextual questions and includes an appendix addressing what is known about inequities in the etiology or risk factors for mental health conditions, as well as in diagnosis, treatment access and uptake, and treatment outcomes across racial and ethnic groups. A summary of results related to depression and suicide risk screening is included in a separate publication.⁸

Data Sources and Searches

Ovid MEDLINE, the Cochrane Central Register of Controlled Clinical Trials, the Cochrane Database of Systematic Reviews, and PsycINFO were searched through September 7, 2022. Searches bridged from existing foundational reviews if available or began in 1990 if no relevant foundational review was identified. The search start dates were January of 1990 (KQ1 and KQ3), 2014 (KQ2), and 2015 (KQ4 and KQ5).

Detailed search strategies are listed in the eMethods in the Supplement and were supplemented by examining reference lists of relevant reviews. Article alerts and targeted searches of journals to identify major studies published in the interim that may affect the conclusions or understanding of the evidence and the related USPSTF recommendation were used as part of ongoing surveillance. The last surveillance was conducted on November 25, 2022, and identified no studies affecting review conclusions.

Study Selection

Two investigators independently reviewed titles, abstracts, and full-text articles using predefined eligibility criteria. For KQ1, KQ1a, and

KQ3 (benefits and harms of screening), randomized clinical trials (RCTs) of adult primary care patients, including pregnant people, investigating the benefits or harms of screening programs for anxiety were included. Screening programs were defined as efforts to screen all eligible members of a defined group (eg, primary care patients seen at study clinics on specified days), on the presumption that a positive screening result would be acted on clinically. Studies that included additional components beyond screening, such as referral support, training in diagnosis or management, and patient materials, were not excluded. Control groups included participants who either were not screened for anxiety (KQ1) or were screened but whose screening results were not given to their primary care clinician (KQ1a).

For KQ2 (test accuracy), diagnostic accuracy studies of a priori-specified screening tools were included: Generalized Anxiety Disorder scale (GAD), in any form; Patient Health Questionnaire anxiety scale; Edinburgh Perinatal Depression Scale anxiety subscale, for perinatal persons; Geriatric Anxiety Inventory and Geriatric Anxiety Scale for older adults. These tools had been identified as being the most widely used or recommended, based on recommendations of professional societies and government entities, systematic reviews, implementation studies, and clinicians working in some large health systems.

For KQ4 and KQ5 (benefits and harms of treatment), RCTs of psychological, pharmacological, or combination interventions to treat anxiety compared with control conditions (eg, placebo, usual care, wait list or attention control conditions) among primary care patients were included. Intervention trials that recruited participants with either anxiety or depression among primary care patients were also included. Existing systematic reviews of psychological, pharmacological, or combination interventions were included for estimates of effect for general populations (ie, not limited to primary care populations). A decision tool developed by Pollock et al⁹ was adapted to identify the most current and comprehensive evidence.

Data Extraction and Quality Assessment

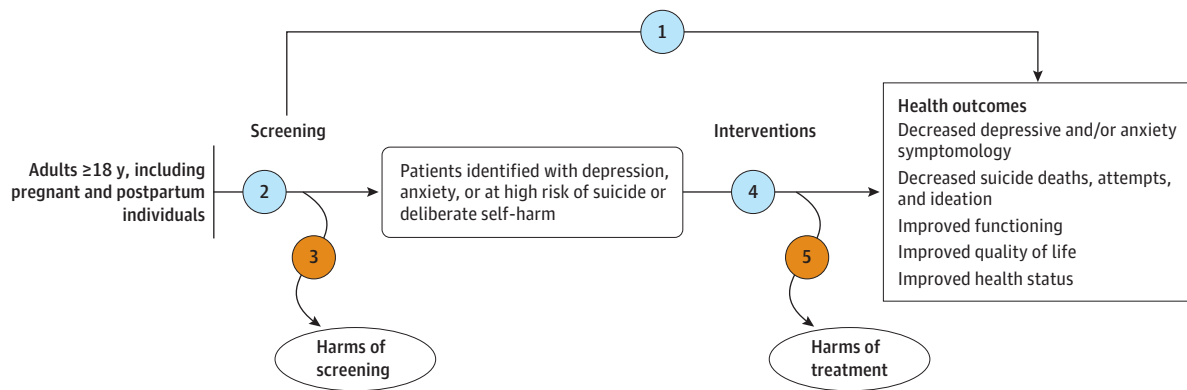
Two independent investigators rated the quality of studies as "good," "fair," or "poor," using predefined criteria for each study type, in accordance with the USPSTF methods⁶ (eTable 1 in the Supplement). Discrepancies between raters were resolved by discussion or by consultation with the larger review team. Studies rated as "poor" quality due to critical methodological limitations were excluded, to limit the risk of bias in the included evidence.

Data from each included study were extracted into detailed forms using DistillerSR (Evidence Partners). One reviewer completed primary data abstraction, and a second reviewer checked all data for accuracy and completeness. Study inclusion criteria, population characteristics, intervention or screening tool details, comparators or reference standard details, and results for a priori-defined outcomes were extracted.

Data Synthesis and Analysis

Findings were synthesized using text, tables, and figures. Where possible, quantitative syntheses of test accuracy and anxiety treatment studies were conducted with meta-analysis. For meta-analysis of anxiety treatment (KQ4), the restricted maximum likelihood model with the Knapp-Hartung correction for small

Figure 1. Analytic Framework and Key Questions: Anxiety Screening



Key questions

- 1 Do depression, anxiety, or suicide risk screening programs in primary care or comparable settings result in improved health outcomes in adults, including pregnant and postpartum persons?
 - a. Does sending depression, anxiety, or suicide risk screening test results to providers (with or without additional care management supports) result in improved health outcomes?
- 2 Do instruments to screen for depression, anxiety, and/or high suicide risk accurately identify adults, including pregnant and postpartum persons, with depression, anxiety, and high suicide risk in primary care or comparable settings?
- 3 What are the harms associated with screening for depression, anxiety, or suicide risk in primary care or comparable settings in adults, including pregnant and postpartum persons?
- 4 Does treatment (psychotherapy or pharmacotherapy) of depression, anxiety, or high suicide risk result in improved health outcomes in adults, including pregnant and postpartum persons?
- 5 What are the harms of treatment (psychotherapy or pharmacotherapy) of depression, anxiety, or high suicide risk in adults, including pregnant and postpartum persons?

Evidence reviews for the US Preventive Services Task Force (USPSTF) use an analytic framework to visually display the key questions that the review will address to allow the USPSTF to evaluate the effectiveness and safety of a preventive service. The questions are depicted by linkages that relate

interventions and outcomes. A dashed line indicates a health outcome that immediately follows an intermediate outcome. For additional information see the USPSTF Procedure Manual.⁶

numbers of studies was used.^{10,11} When studies included multiple intervention groups, the single most intensive or comprehensive intervention group per study was included in the meta-analysis. Standardized mean difference between groups (Hedges g) was the measure used for analysis, based on change from baseline in each group. Cohen rules of thumb were used to characterize standardized effect sizes of 0.20 as small, 0.50 as medium, and 0.80 as large.¹²

In addition to presenting overall results, analyses were stratified by the presence of anxiety as an inclusion requirement. Studies in which all participants were required to meet some criteria for anxiety were shown separately from studies in mixed populations of people with anxiety or depression.

For meta-analysis of KQ2, data from 2 × 2 contingency tables were analyzed using a bivariate model, which modeled sensitivity and specificity simultaneously if possible. If there were not enough studies to use the bivariate model, sensitivity and specificity were pooled separately, using random-effects models with the method of DerSimonian and Laird.¹³ Point estimates were deemphasized

when pooling fewer than 3 studies. For all analyses, statistical heterogeneity was assessed using the *I*² statistic.

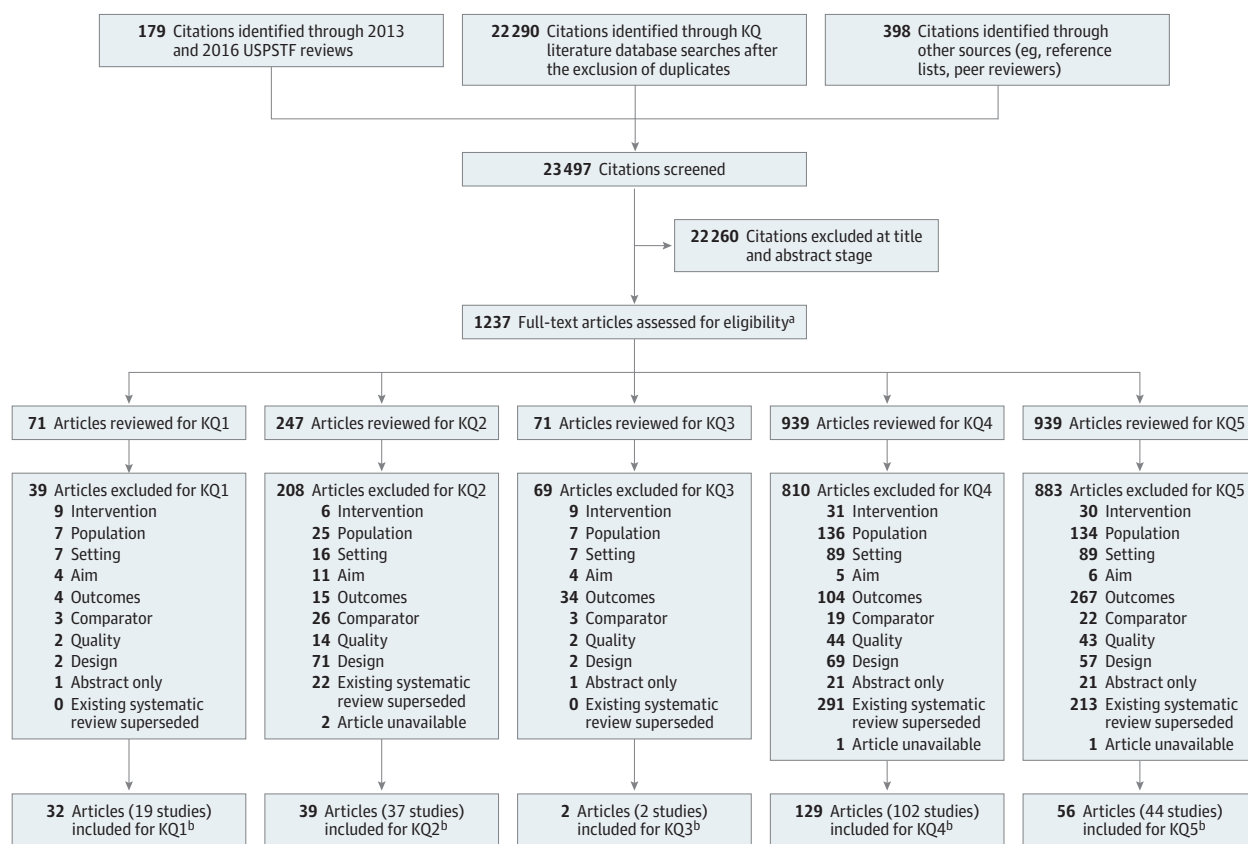
Analyses were conducted in Stata 16.1 (StataCorp). Significance testing was 2-sided, and results were considered statistically significant if *P* ≤ .05.

The overall strength of the evidence for each KQ was assessed as high, moderate, low, or insufficient based on the overall quality of the studies, consistency of results between studies, precision of findings, and limitations of the body of evidence, using methods developed for the USPSTF.⁶ Additionally, the applicability of the findings to US primary care populations and settings was assessed. Discrepancies in assessments between team members were resolved by discussion.

Results

Altogether, 59 publications were included: 40 original studies (N = 275 489) and 19 existing systematic reviews (including ≈483 studies [N ≈ 81507]) (Figure 2).

Figure 2. Literature Search Flow Diagram: Anxiety Screening



Reasons for exclusion: Intervention: Study used an excluded intervention/screening approach. Population: Study was not conducted in an average-risk population. Setting: Study was not conducted in a country relevant to US practice. Aim: Study aim not relevant. Outcomes: Study did not have relevant outcomes or had incomplete outcomes. Comparator: Study included a comparator group that was not included. Quality: Study did not meet criteria for fair or good quality. Design: Study did not use an included design. Existing systematic review superseded: Existing systematic review was superseded by one that was more contemporary, comprehensive, or relevant.

^a Studies may appear in more than 1 key question (KQ).

^b This review incorporates and updates the evidence related to screening for and treatment of depression and suicide risk while adding evidence related to screening for and treatment of anxiety disorders and combination approaches that address more than 1 of these conditions. New primary evidence includes 2 studies for KQ1 evidence, 25 studies for KQ2, 0 studies for KQ3 evidence, 45 studies for KQ4 evidence, and 8 studies for KQ5 evidence. The inclusion of existing systematic reviews for large, mature bodies of evidence were also included.

Benefits of Screening

KQ1. Do anxiety screening programs in primary care or comparable settings result in improved health outcomes in adults, including pregnant and postpartum persons?

KQ1a. Does sending anxiety screening test results to providers (with or without additional care management supports) result in improved health outcomes?

Two RCTs (reported in 4 publications) examined the benefits of screening for anxiety in general adult populations¹⁴⁻¹⁷ (eTable 2 in the Supplement). One of these used a 5-item screener that included a single item for each of 5 conditions: anxiety, depression, pain, sleep disturbance, and fatigue.¹⁵ This study provided clinicians with a graphical depiction of T-scores from a follow-up instrument (the Patient-Reported Outcomes Measurement Information System), showing symptom levels and highlighting symptoms crossing a threshold for clinical importance. The other study used anxiety-related items from the Symptom Checklist-90-Revised to screen for

anxiety alone; other conditions were not evaluated.¹⁶ Physicians in that study were trained in interpretation of the SCL-90-R and in management of anxiety.

Both trials found no reduction in anxiety symptoms or general psychological symptom severity compared with usual care at 13 to 22 weeks' follow-up. The study that screened for anxiety along with other conditions reported a difference between groups in improvement of only 0.83 (standard error not reported) points on a 16-point anxiety scale at 3 months' follow-up ($P = .47$).¹⁵ That study also found almost identical absolute change in its primary outcome of the General Severity Index, a measure of mental health symptom severity (-3.8 [SD, 8.5] in the intervention group vs -3.7 [SD, 8.7] in the control group; between-group difference, -0.1 [95% CI, -2.3 to 2.1]; $P = .74$). The study that screened for anxiety alone found no differences between groups at follow-up in anxiety symptom levels or in any of the 36-Item Short Form Health Survey subscale scores at 5 months' follow-up.¹⁶

Accuracy of Screening

KQ2. Do instruments to screen for anxiety accurately identify adults, including pregnant and postpartum persons, with anxiety risk in primary care or comparable settings?

Ten primary studies (in 12 articles; eTable 3 in the [Supplement](#)) reported the test accuracy of screening for anxiety with the GAD scale, Geriatric Anxiety Scale, Edinburgh Perinatal Depression Scale anxiety subscale, or Patient Health Questionnaire–Panic Disorder to detect generalized anxiety disorder, panic disorder, social anxiety disorder, or any anxiety disorder relative to a structured or semi-structured diagnostic interview administered within 2 weeks of the screening test ([Figure 3](#)).^{3,18-28} The most commonly studied instruments were the GAD-2 (range, 0-6) and the GAD-7 (range, 0-21), which demonstrated adequate accuracy for detecting generalized anxiety disorder. For example, in 3 studies the GAD-7 had a pooled sensitivity of 0.79 (95% CI, 0.69 to 0.94) and a specificity of 0.89 (95% CI, 0.83 to 0.94) to detect generalized anxiety disorder at a cutoff of 10 or greater (eFigure in the [Supplement](#)). At a cutoff of 3 or greater (on a scale from 0-6), the GAD-2 accurately identified 69% to 86% of adults (including pregnant women) with generalized anxiety disorder and 83% to 91% without it (eTable 4 in the [Supplement](#)). The GAD-2 needed a lower cutoff to obtain similar test accuracy to detect any anxiety disorder, with a cutoff of 1 or greater accurately identifying a similar proportion of those with any anxiety disorder (70%-90%) but at the cost of lower accuracy for identifying those without any anxiety disorder (55%-64%) (eTable 5 in the [Supplement](#)). At a cutoff of 2 or greater, the GAD-2 accurately detected 50% to 91% of adults with a panic disorder and 63% to 74% of those without a panic disorder (eTable 6 in the [Supplement](#)). At the same cutoff, the GAD-2 identified 85% of adults with social anxiety disorder and 62% of those without (eTable 7 in the [Supplement](#)). In general, the GAD-7 performed as well as or better than the GAD-2.

Harms of Screening

KQ3. What are the harms associated with screening for anxiety risk in primary care or comparable settings in adults, including pregnant and postpartum persons?

Neither of the 2 studies included for benefit of anxiety screening reported on harms. There was no pattern of effects indicating that screening might paradoxically increase anxiety or mental health symptoms.^{15,16}

Benefits of Treatment

KQ4. Does treatment of anxiety risk result in improved health outcomes in adults, including pregnant and postpartum persons?

Twenty-six trials (reported in 36 publications) among primary care patients (eTables 8-9 in the [Supplement](#))²⁹⁻⁶⁵ and 18 existing systematic reviews (not limited to primary care populations)⁶⁶⁻⁸³ (eTables 10-11 in the [Supplement](#)) addressed treatment for anxiety. Twenty-four of the included RCTs (n = 5307) examined psychological interventions and 2 (n = 423) examined pharmacological interventions. Among studies of psychological interventions, 14 included mixed populations of people with anxiety or depression, and 10 were limited to people with anxiety. Psychological interventions showed a relatively small but statistically significant reduction in anxiety symptom severity in primary care patients with anxiety (standardized mean difference [SMD], -0.41

[95% CI, -0.58 to -0.23]; 10 RCTs [n = 2075]; $I^2 = 40.2\%$). However, the effect was smaller and not statistically significant among mixed populations of people with anxiety or depression (SMD, -0.18 [95% CI, -0.39 to 0.03]; 12 RCTs [n = 1868]; $I^2 = 66.7\%$) ([Table 1, Figure 4](#)). The overall pooled effect size for all 22 studies was statistically significant, in favor of the intervention groups (SMD, -0.29 [95% CI, -0.44 to -0.15]; 22 RCTs [n = 3943]; $I^2 = 70.6\%$).

Psychological treatment was associated with reduced anxiety symptoms among the existing systematic reviews, which included an estimated 144 RCTs and approximately 11 000 participants. For example, SMDs at posttreatment follow-up among general adult populations would be considered large, as they were -0.80 and larger (eg, among people with generalized anxiety disorder: SMD, -0.80 [95% CI, -0.93 to -0.67]; 31 RCTs; N and I^2 not reported) (eTable 12 in the [Supplement](#)). Psychological treatment was also associated with improved depression symptom severity and quality of life (eTable 13 in the [Supplement](#)). More limited evidence suggested a benefit in older and perinatal patients as well (eTable 12 in the [Supplement](#)).

Only 2 RCTs of pharmacotherapy in primary care patients met criteria for inclusion. These trials evaluated venlafaxine⁴⁴ and escitalopram,⁴⁵ and both showed a benefit. In the trial of venlafaxine, participants taking venlafaxine showed greater improvement in the primary outcome of anxiety symptoms at 24 weeks' follow-up, compared with placebo (mean difference at follow-up, -2.1 [95% CI, -4.2 to 0]; $P = .05$) (eTable 14 in the [Supplement](#)).⁴⁴ In the RCT of escitalopram, which was limited to older adults, more participants taking escitalopram met the criteria for a treatment response than those taking a placebo (odds ratio, 1.87 [95% CI, 1.03 to 3.39]; 60% taking escitalopram compared with 45% taking a placebo had a treatment response, $P = .05$) (eTable 14 in the [Supplement](#)).⁴⁵

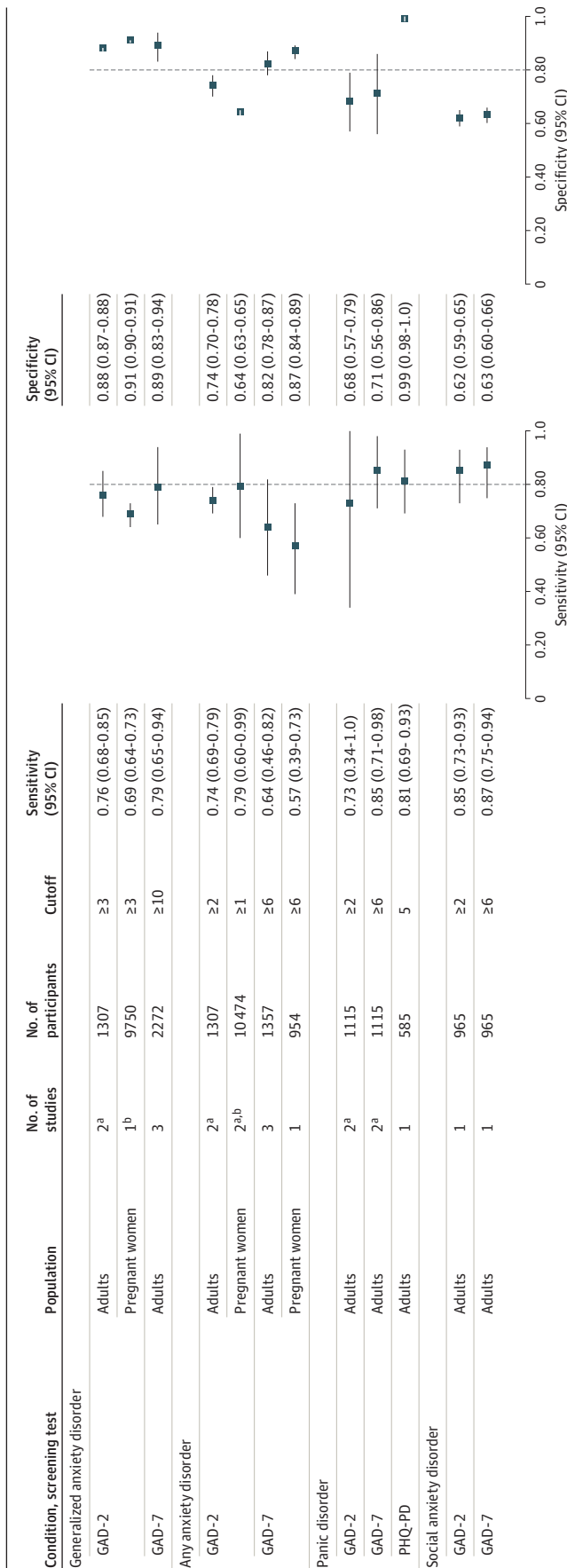
Existing systematic reviews of general populations of patients reported improved anxiety and other outcomes for people taking antidepressants and benzodiazepines compared with placebo. For example, among patients with generalized anxiety disorder, the SMD for change in anxiety symptom severity with selective serotonin reuptake inhibitors was -0.66 (95% CI, -0.90 to -0.43); 23 studies (n = 2142); I^2 not reported (eTable 15 in the [Supplement](#)). For antidepressants, benefits were seen for a variety of anxiety outcomes among people with generalized anxiety disorder, social anxiety disorder, and panic disorder. Limited evidence suggested that antidepressants and benzodiazepines may improve anxiety symptoms in older adults, but evidence in perinatal patients was lacking. Improvements were also seen for depression and social functioning outcomes with pharmacotherapy.

Harms of Treatment

KQ5. What are the harms of treatment of anxiety risk (psychotherapy or pharmacotherapy) in adults, including pregnant and postpartum persons?

None of the RCTs or existing systematic reviews of psychological treatment reported on adverse events, but there was no pattern of effects indicating an elevated risk of harm. For the harms of pharmacologic treatment, 3 RCTs (eTable 9 in the [Supplement](#))^{44,45,84} and 8 existing systematic reviews addressing

Figure 3. Summary of Test Accuracy of Screening Instruments to Detect Anxiety Disorders (Key Question 2)



^a Pooled results for fewer than 3 studies shown only for illustrative purposes.

^b For 1 study of pregnant patients examining the accuracy of the 2-item Generalized Anxiety Disorder scale (GAD), the total number of participants includes extrapolation to a larger sample (n = 9750) based on direct measurement of 528 participants (all those who screened positive and a random sample of those who screened negative). PHQ-PD indicates Patient Health Questionnaire-Panic Disorder.

Table 1. Summary of Meta-analysis Results for Anxiety Outcomes in Primary Research Studies of Psychological Treatment of Anxiety in Primary Care Patients (Key Question 4)

Outcome	No. studies (No. analyzed)	Pooled result, SMD (95% CI) ^a	I ² , %	τ ²	Range of effects (in native units) ^b	Median (IQR) effects ^b
Anxiety symptom severity						
All studies	22 (3943)	-0.29 (-0.44 to -0.15)	70.6	0.06	-8.0 to 6.8	-1.8 (-2.8 to -0.5)
Anxiety required	10 (2075)	-0.41 (-0.58 to -0.23)	40.2	0.02	-8.0 to 6.8	-2.3 (-3.0 to -1.4)
Anxiety or depression	12 (1868)	-0.18 (-0.39 to 0.03)	66.7	0.06	-6.1 to 4.5	-0.7 (-2.4 to 0.4)
Depression symptom severity						
All studies	22 (3970)	-0.32 (-0.46 to -0.19)	66.4	0.05	-9.0 to 6.3	-1.50 (-2.6 to 0.01)
Anxiety required	9 (1990)	-0.49 (-0.74 to -0.25)	68.4	0.05	-9.0 to 6.3	-2.0 (-2.7 to -1.5)
Anxiety or depression	13 (1980)	-0.20 (-0.34 to -0.06)	39.9	0.02	-6.5 to 4.4	-0.7 (-2.4 to 0.01)
Mental Components score	7 (2104)	0.17 (-0.03 to 0.36)	54.4	0.02	-5.4 to 9.8	0.4 (-1.3 to 3.5)
Physical Component score	5 (1656)	0.03 (-0.12 to 0.18)	13.0	0.0	-1.5 to 2.2	0.3 (-1.5 to 0.6)

Abbreviation: SMD, standardized mean difference.

^a Effect based on restricted maximum likelihood model with the Knapp-Hartung adjustment for small samples.^b Range of effects for all study groups, subgroup analyses, and time points, ie, not limited to records in the meta-analysis.

medications other than antidepressants (eTable 11 in the [Supplement](#)) were included.^{66-68,73,75,78,80,82} Harms of antidepressants are addressed in a separate publication.⁸ Evidence in the RCTs was limited due to small sample sizes (eTable 16 in the [Supplement](#)). Evidence from existing systematic reviews indicated an increase in nonserious harms as measured by a higher percentage of participants experiencing any adverse events and withdrawals due to adverse events if they were taking medication (vs placebo) (eTable 17 in the [Supplement](#)). Serious adverse events were rare, and data were insufficient to determine whether the risk of serious harms was increased. Case-control studies found an association between benzodiazepine use and suicide death⁸⁵ and spontaneous abortion⁸⁶ (eTable 18 in the [Supplement](#)). However, the studies' inability to fully match cases and controls on severity of mental health symptoms and other health behaviors such as substance use limited confidence in the causal nature of these associations.

Discussion

Evidence on the benefits and harms of screening programs for anxiety was limited and inconclusive. In contrast, a substantial evidence base indicated that effective treatments are available to treat anxiety, particularly cognitive behavioral therapy (CBT), antidepressants, and benzodiazepines (Table 2). The accuracy of the GAD-2 and GAD-7 was adequate to detect generalized anxiety disorder, but evidence on the test accuracy of screening tools had minimal replication for anxiety disorders other than generalized anxiety disorder. Because there are many disorders that manifest with anxiety symptoms (eg, posttraumatic stress disorder, obsessive-compulsive disorder, attention-deficit/hyperactivity disorder, depression, autism-spectrum disorders), sensitivity may be the more important than specificity when evaluating these tools. If screening tools identify patients with other conditions that need treatment in addition to anxiety disorders, there could still be a net value of screening, even at low specificity for anxiety alone.

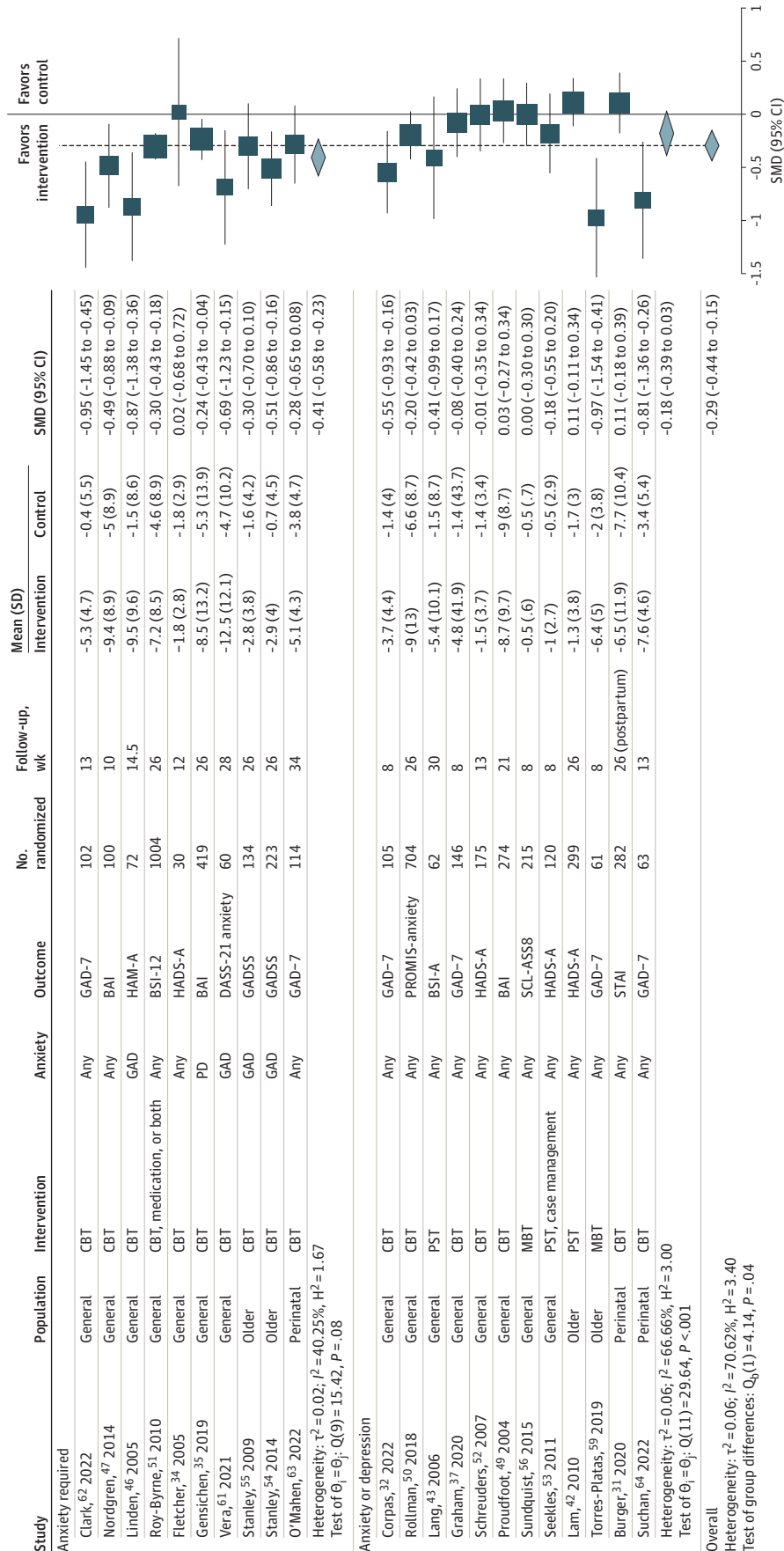
Anxiety Treatment

Evidence indicated that treatment for anxiety disorders is effective, including in populations with social anxiety disorder, panic disorder, or generalized anxiety disorder and in mixed populations with any of these anxiety disorders and depression. Effectiveness with these mixed populations is important to consider, since anxiety and depressive disorders often co-occur.⁸⁷ Evidence also supported a benefit of psychological treatment among primary care patients, albeit with a smaller effect size than that for anxiety treatment overall. An independent review found a standardized mean difference of -0.39 (95% CI, -0.63 to -0.15) for primary care patients with depression or anxiety treated with CBT.⁸⁸ This effect size is slightly larger than the findings of -0.29 (95% CI, -0.44 to -0.15) combining all studies (including those that included mixed populations with either depression or anxiety) and similar to the finding of -0.41 (95% CI, -0.58 to -0.23) when limited to individuals with anxiety. Differences in effect sizes between the 2 reviews may be partially explained by the fact that the independent review included some studies excluded from the current review because they were limited to people with certain medical conditions or because the studies received poor-quality ratings.

Most of the primary studies of anxiety interventions were conducted outside the US. Most participants included were White, and most studies targeted general adult (vs older adult or perinatal) populations. Most studies used CBT-based interventions, and few studies directly involved primary care clinicians in the delivery of treatment.

Potential pharmacological treatments for anxiety include antidepressants (particularly selective serotonin reuptake inhibitors and serotonin and norepinephrine reuptake inhibitors), antihistamines (such as hydroxyzine), β-blockers (such as propranolol), and anticonvulsant medications (such as gabapentin).⁸⁹ Benzodiazepines, such as alprazolam or clonazepam, are often prescribed for acute anxiety or panic attacks. Buspirone is often used as an alternative to benzodiazepines because it does not carry a risk of

Figure 4. Difference Between Groups in Change From Baseline in Anxiety Symptoms, for Primary Studies of Psychological Intervention for Treatment of Anxiety in Primary Care Populations Reported in Primary Randomized Clinical Trials (Key Question 4)



The size of the data markers indicates the weight of each study in the analysis. BAI indicates Beck Anxiety Inventory; BSI, Brief Symptom Inventory; BSI-A, Brief Symptom Inventory-Anxiety; CBT, cognitive behavioral therapy; DASS, Depression Anxiety Stress Scales; GAD, Generalized Anxiety Disorder scale; GADSS, Generalized Anxiety Disorder Severity Scale; HADS-A, Hospital Anxiety and Depression Scale-Anxiety; HAM-A, Hamilton Anxiety Inventory.

Anxiety Rating Scale-Anxiety; MBT, mindfulness-based therapy; PD, panic disorder; PROMIS-Anxiety, Patient-Reported Outcomes Measurement Information System-Anxiety; PST, problem solving therapy; SCL-ASS8, Symptom Checklist-Anxiety Symptom Scale; SMD, standardized mean difference; and STAI, State Trait Anxiety Inventory.

Table 2. Summary of Evidence: Anxiety Screening

No. of studies (No. randomized)	Summary of findings	Consistency and precision	Other limitations	Strength of evidence	Applicability
KQ1: Screening benefits					
2 RCTs (n = 918)	Both studies found no group differences in anxiety or general mental health symptom severity at 13 to 22 wk of follow-up. Absolute differences in change ranged from -1.5 to 0.3 on 16- and 40-point scales.	Reasonably consistent, imprecise	Limited No. of studies	Insufficient	Both conducted in US primary care settings; 1 study published in 1994, so may not reflect current practice
KQ2: Accuracy of screening tools					
10 Test accuracy studies (n = 6463)	Adequate sensitivity and specificity for the GAD-7 to detect generalized anxiety disorder. More limited evidence for the GAD-2 to detect generalized anxiety disorder. GAD-7 and GAD-2 were less accurate for identifying any anxiety disorder. Limited evidence for the GAD-7, GAD-2, and PHQ-PD to detect panic disorder. Limited evidence for the GAD-7 and GAD-2 to detect social anxiety disorder.	Reasonably consistent, reasonably precise	Few studies, limited replication	Moderate for the GAD-2/GAD-7 to detect generalized anxiety disorder. Low for all other instruments and conditions.	Many studies were conducted in the US, but those limited to older adults and pregnant women and the largest general adult study were conducted outside of the US.
KQ3: Harms of screening					
Directly assessed harms: 0 Indirectly used to infer harms: 2 RCTs (n = 918)	No studies reported on harms of screening for anxiety. Studies included for KQ1 did not show a pattern of results indicating harmful impact.	Consistent, imprecise	Minimal evidence	Insufficient	Both studies included for KQ1 outcomes conducted in US primary care settings; 1 study published in 1994 so may not reflect current practice.
KQ4: Benefits of treatment					
Psychological: 24 RCTs (n = 5307); 8 existing systematic reviews (≈144 RCTs [n ≈ 11 030]) Pharmacologic: 2 RCTs (n = 423); 10 existing systematic reviews (≈227 RCTs [n ≈ 40 803])	Psychological interventions showed a relatively small but statistically significant reduction in anxiety symptom severity in primary care patients with anxiety (SMD, -0.41 [95% CI, -0.58 to -0.23]; 10 RCTs [n = 2075]; $I^2 = 40.2%$) but not among mixed populations of people with anxiety or depression (SMD, -0.18 [95% CI, -0.39 to 0.03]; 12 RCTs [n = 1868]; $I^2 = 66.7%$). In the existing systematic reviews (not limited to primary care patients), psychological treatment was associated with reduced anxiety symptoms; SMDs at posttreatment follow-up among broad adult populations were -0.80 and larger, and CBT was also associated with improved depression symptom severity and quality of life. More limited evidence suggested a benefit in older and perinatal patients as well. For pharmacologic treatment, 2 RCTs of venlafaxine and escitalopram in primary care patients both showed a benefit with antidepressant use. Existing systematic reviews, not limited to primary care patients, reported improved anxiety and other outcomes for people taking antidepressants and benzodiazepines compared with placebo. For example, among patients with generalized anxiety disorder, the SMD for change in anxiety symptom severity with SSRIs was -0.66 (95% CI, -0.90 to -0.43); 31 studies; N and I^2 not reported).	Consistent, reasonably precise	Only 10 studies were among patients with anxiety, others were in mixed populations with anxiety or depression; limited evidence in older adults; limited evidence in perinatal patients; little information on outcomes beyond 8-12 wk. There was evidence of publication and reporting bias among pharmacotherapy trials; however, statistical significance remained after adjustment.	High for benefit	24 Studies in primary care populations, but only 7 conducted in the US. All studies reporting race or ethnicity included majority (57% to 82%) White participants.

(continued)

Table 2. Summary of Evidence: Anxiety Screening (continued)

No. of studies (No. randomized)	Summary of findings	Consistency and precision	Other limitations	Strength of evidence	Applicability
KQ5: Harms of treatment Psychological: none directly reported; inferred from IQ4 studies Pharmacological: 3 RCTs (n = 669), 8 existing systematic reviews (≈ 112 RCTs [n ≈ 29 674]), 2 case-control studies [n = 2 623 780])	None of the RCTs or existing systematic reviews of psychological treatment reported on adverse events, but there was no pattern of effects indicating an elevated risk of harm For pharmacologic treatment, evidence indicated an increase in nonserious harms as measured by a higher percentage of participants taking medication (vs placebo) experiencing any adverse events and withdrawals due to adverse events Serious adverse events were rare; case-control studies suggested a possible increased risk in suicide deaths and spontaneous abortion with benzodiazepine, but these data had important limitations	Psychological: consistent, imprecise Pharmacologic, nonserious: consistent, reasonably precise Pharmacologic, serious: consistent, imprecise	Specific serious outcomes were rare, and studies were underpowered to identify; little information on outcomes beyond 8-12 wk Case-control studies could not fully control for important confounders, and study on suicide used only prescription as an exposure (rather than dispensings)	Low for psychological for little to no harm Moderate for nonserious harms of pharmacotherapy Insufficient for serious harms of pharmacotherapy	Population and settings characteristics were not reported in the existing systematic reviews

Abbreviations: CBT, cognitive behavioral therapy; GAD-2, 2-Item Generalized Anxiety Disorder; GAD-7, 7-Item Generalized Anxiety Disorder; KQ, key question; PHQ-PD, Patient Health Questionnaire-Panic Disorder; RCT, randomized clinical trial; SMD, standardized mean difference; SSRI, selective serotonin reuptake inhibitor.

dependence. Despite the variety of treatment options, only 2 RCTs of pharmacotherapy in primary care patient populations were found. Both studies reported benefits of treatment with antidepressants (specifically, venlafaxine and escitalopram) for up to 24 weeks. Broad evidence from existing systematic reviews (not limited to primary care populations) also suggested improvements in anxiety and other outcomes (such as depression and social functioning) for a general adult population or older adults taking antidepressants or benzodiazepines for 1 to 3 months. Additional research is needed to address the benefit of pharmacological treatment for anxiety in perinatal populations.

Harms Associated With Treatment for Anxiety

Antidepressants are widely used for the treatment of anxiety, and many people with anxiety have co-occurring depression disorders. Many of the existing systematic reviews included in the full report,⁷ which also covered depression and suicide risk screening, examined the risk of harm for any indication (including anxiety). Thus, many of the findings on antidepressant use for depression also apply to antidepressant use for anxiety, including a very small absolute increase in the risk of suicide and serious adverse events. Beyond antidepressants, very limited evidence on risk of serious harm with pharmacologic treatment for anxiety was identified, in both primary studies and existing systematic reviews. One included study found an association between use of benzodiazepine for treatment of anxiety and higher risk of suicide, but this was a relatively small case-control study that included information on 154 suicide deaths.⁸⁵

Evidence on the risk of addiction or misuse of benzodiazepines was not reported in any studies included in the current report. However, the current evidence review identified a systematic review that examined studies reporting the association between benzodiazepines and suicide, although it did not meet quality criteria for inclusion in this review because it searched only 1 database and did not examine risk of bias (which is particularly important when synthesizing observational studies).⁹⁰ However, it did identify 17 studies, most of which found an association between benzodiazepine use and suicide, covering a range of study populations.

In 2020, the US Food and Drug Administration (FDA) issued a warning:

...even when taken at recommended dosages, [benzodiazepine] use can lead to misuse, abuse, and addiction. Abuse and misuse can result in overdose or death, especially when benzodiazepines are combined with other medicines, such as opioid pain relievers, alcohol, or illicit drugs. Physical dependence can occur when benzodiazepines are taken steadily for several days to weeks, even as prescribed. Stopping them abruptly or reducing the dosage too quickly can result in withdrawal reactions, including seizures, which can be life-threatening.⁹¹

In addition, the FDA has issued a warning on the dangers of combined use of benzodiazepines with opioid medicines (including prescription pain and cough medications that contain opioids) and other central nervous system depressants.⁹² This combination can result in slowed or difficult breathing and death. Polypharmacy is of particular concern for older adults, who are more

likely to have multiple chronic conditions.⁹³ While the absolute number of overdose deaths associated with prescription benzodiazepine use is low, it increased by 21% between 2019 and 2020, from 921 to 1122 per 100 000; 92.7% of these overdoses also involved opioids.⁹⁴ Thus, while benzodiazepines are effective, based on the evidence included in this review, multiple streams of evidence suggested a need for caution and close monitoring of their use.

Limitations

This review had several limitations. First, it was designed to establish whether there are effective treatments and valid screening tools feasible for use in primary care. Its scope did not include determining the accuracy of all possible anxiety screening instruments or the effect sizes of all specific types of psychological and pharmacologic treatments and their comparative effectiveness. Second, studies were excluded if they were conducted in narrow populations that were not widely applicable to screening in primary care settings but that are seen regularly in primary care settings, nevertheless. For example, studies were not included if they were limited to persons with physical or developmental disabilities or to people with medical or other mental health comorbidities such as heart disease, cancer, substance use disorders, bipolar disorder, or posttraumatic stress disorder.

Third, similarly, the screening instruments selected for review may not apply to some important groups of patients, such as those

with low literacy, low health literacy, limited verbal language, or patients who do not speak English. Fourth, the review was limited to studies conducted in highly developed countries and has limited generalizability to low- and middle-income countries.

Fifth, only 2 studies were found of anxiety screening programs, one of which was published nearly 30 years ago; more studies comparing primary care-based anxiety screening with usual care are needed, particularly those using screening tools with evidence of diagnostic accuracy. Sixth, evidence on the accuracy of anxiety screening tools other than the GAD-2 or GAD-7 was also limited. Because this review focused on a limited number of screening tools, additional diagnostic accuracy studies may be available that were not included. However, informal searching indicated that evidence on other screening tools is very unlikely to provide more robust evidence for any instrument than was found for the GAD-2 and GAD-7 in this review.

Conclusions

Evidence was insufficient to draw conclusions about the benefits or harms of anxiety screening programs. However, clear evidence exists that treatment for anxiety is beneficial, and more limited evidence indicates that some anxiety screening instruments have acceptable accuracy to detect generalized anxiety disorder.

ARTICLE INFORMATION

Accepted for Publication: May 1, 2023.

Published Online: June 20, 2023.
doi:10.1001/jama.2023.6369

Author Contributions: Dr O'Connor had full access to all of the data in the study and takes responsibility for the integrity of the data and the accuracy of the data analysis.

Concept and design: All authors.

Acquisition, analysis, or interpretation of data:

O'Connor, Henninger, Perdue, Coppola, Gaynes.

Drafting of the manuscript: O'Connor, Henninger, Coppola.

Critical revision of the manuscript for important intellectual content: Henninger, Perdue, Thomas, Gaynes.

Statistical analysis: O'Connor, Perdue, Gaynes.

Obtained funding: O'Connor, Gaynes.

Administrative, technical, or material support:

Henninger, Perdue, Coppola, Thomas, Gaynes.

Conflict of Interest Disclosures: None reported.

Funding/Support: This research was funded under contract HHS290201500011, Task Order 75Q80119F32015, and contract 75Q80120D00004, Task Order 75Q80122F32005, from the Agency for Healthcare Research and Quality (AHRQ), US Department of Health and Human Services.

Role of the Funder/Sponsor: Investigators worked with USPSTF members and AHRQ staff to develop the scope, analytic framework, and key questions for this review. AHRQ had no role in study selection, quality assessment, or synthesis. AHRQ staff provided project oversight, reviewed the report to ensure that the analysis met methodological standards, and distributed the draft for peer review. Otherwise, AHRQ had no role in the conduct of the study; collection, management, analysis, and

interpretation of the data; and preparation, review, or approval of the manuscript findings. The opinions expressed in this document are those of the authors and do not reflect the official position of AHRQ or the US Department of Health and Human Services.

Additional Contributions: We gratefully acknowledge the following individuals for their contributions to this project: Iris Mabry-Hernandez, MD, MPH, and Tina Fan, MD, MPH (AHRQ); current and former members of the US Preventive Services Task Force who contributed to topic deliberations; and Melinda Davies, MAIS, and Jill Pope, BA (Kaiser Permanente Center for Health Research) for technical and editorial assistance.

Additional information: A draft version of this evidence report underwent external peer review in October 2021 from 5 content experts (Ramin Mojtabai, MD, PhD, MPH, Pim Cuijpers, PhD, Tiffany A. Moore Simas, MD, MPH, Raquel Halfond, PhD, Bobbi Jo Yarborough, PsyD) and 3 federal partners (National Institutes of Health Office of Research on Women's Health: Rebecca DelCarmen-Wiggins, PhD, Regine Douthard, MD, MPH, Shilpa H. Amin, MD, MJ, CAQ, Damiya E. Whitaker, PsyD, MA, Elena Gorodetsky, MD, PhD; Eunice Kennedy Shriver National Institute of Child Health and Human Development: Jackie Wallace, MD, MPH; Centers for Disease Control and Prevention: Erin M. Abramsohn, DrPH, MPH). Comments were presented to the USPSTF during its deliberation of the evidence and were considered in preparing the final evidence review.

Editorial Disclaimer: This evidence report is presented as a document in support of the accompanying USPSTF Recommendation Statement. It did not undergo additional peer review after submission to *JAMA*.

REFERENCES

1. Terlizzi EP, Villarroel MA. Symptoms of generalized anxiety disorder among adults: United States, 2019. *NCHS Data Brief*. 2020;378(378):1-8.
2. Olatunji BO, Cisler JM, Tolin DF. Quality of life in the anxiety disorders: a meta-analytic review. *Clin Psychol Rev*. 2007;27(5):572-581. doi:10.1016/j.cpr.2007.01.015
3. Kroenke K, Spitzer RL, Williams JB, Monahan PO, Lowe B. Anxiety disorders in primary care: prevalence, impairment, comorbidity, and detection. *Ann Intern Med*. 2007;146(5):317-325. doi:10.7326/0003-4819-146-5-200703060-00004
4. Hoffman DL, Dukes EM, Wittchen HU. Human and economic burden of generalized anxiety disorder. *Depress Anxiety*. 2008;25(1):72-90. doi:10.1002/da.20257
5. Konnopka A, König H. Economic burden of anxiety disorders: a systematic review and meta-analysis. *Pharmacoeconomics*. 2020;38(1):25-37. doi:10.1007/s40273-019-00849-7
6. US Preventive Services Task Force Procedure Manual. US Preventive Services Task Force. Published 2021. Accessed May 5, 2023. <https://www.uspreventiveservicestaskforce.org/uspstf/about-uspstf/methods-and-processes/procedure-manual>
7. O'Connor E, Henninger M, Perdue LA, Coppola EL, Thomas R, Gaynes BN. *Screening for Depression, Anxiety, and Suicide Risk in Adults: A Systematic Evidence Review for the US Preventive Services Task Force*. Evidence Synthesis No. 223. Agency for Healthcare Research and Quality; 2023. AHRQ publication 22-05295-EF-1.
8. O'Connor E, Perdue LA, Coppola EL, Henninger ML, Thomas RG, Gaynes BN. Depression and

suicide risk screening: updated evidence report and systematic review for the US Preventive Services Task Force. *JAMA*. Published May 20, 2023. doi:10.1001/jama.2023.7787

9. Pollock M, Fernandes RM, Newton AS, Scott SD, Hartling L. A decision tool to help researchers make decisions about including systematic reviews in overviews of reviews of healthcare interventions. *Syst Rev*. 2019;8(1):29. doi:10.1186/s13643-018-0768-8

10. Raudenbush SW. Analyzing effect sizes: random-effects models. In: Cooper H, Hedges LV, Valentine JC, eds. *The Handbook of Research Synthesis and Meta-Analysis*. 2nd ed. Russell Sage Foundation; 2009:296-314.

11. Knapp G, Hartung J. Improved tests for a random effects meta-regression with a single covariate. *Stat Med*. 2003;22(17):2693-2710. doi:10.1002/sim.1482

12. Cohen J. A power primer. *Psychol Bull*. 1992;112(1):155-159. doi:10.1037/0033-2909.112.1.155

13. DerSimonian R, Laird N. Meta-analysis in clinical trials. *Control Clin Trials*. 1986;7(3):177-188. doi:10.1016/0197-2456(86)90046-2

14. Fifer SK, Mathias SD, Patrick DL, Mazonson PD, Lubeck DP, Buesching DP. Untreated anxiety among adult primary care patients in a health maintenance organization. *Arch Gen Psychiatry*. 1994;51(9):740-750. doi:10.1001/archpsyc.1994.03950090072010

15. Kroenke K, Talib TL, Stump TE, et al. Incorporating PROMIS symptom measures into primary care practice—a randomized clinical trial. *J Gen Intern Med*. 2018;33(8):1245-1252. doi:10.1007/s11606-018-4391-0

16. Mathias SD, Fifer SK, Mazonson PD, Lubeck DP, Buesching DP, Patrick DL. Necessary but not sufficient: the effect of screening and feedback on outcomes of primary care patients with untreated anxiety. *J Gen Intern Med*. 1994;9(11):606-615. doi:10.1007/BF02600303

17. Yelin E, Mathias SD, Buesching DP, Rowland C, Calucin RQ, Fifer S. The impact on unemployment of an intervention to increase recognition of previously untreated anxiety among primary care physicians. *Soc Sci Med*. 1996;42(7):1069-1075. doi:10.1016/0277-9536(95)00297-9

18. Ahn JK, Kim Y, Choi KH. The psychometric properties and clinical utility of the Korean version of GAD-7 and GAD-2. *Front Psychiatry*. 2019;10:127. doi:10.3389/fpsy.2019.010127

19. Austin MV, Mule V, Hadzi-Pavlovic D, Reilly N. Screening for anxiety disorders in third trimester pregnancy: a comparison of four brief measures. *Arch Women Ment Health*. 2022;25(2):389-397. doi:10.1007/s00737-021-01166-9

20. Gould CE, Segal DL, Yochim BP, Pachana NA, Byrne GJ, Beaudreau SA. Measuring anxiety in late life: a psychometric examination of the geriatric anxiety inventory and geriatric anxiety scale. *J Anxiety Disord*. 2014;28(8):804-811. doi:10.1016/j.janxdis.2014.08.001

21. Kujanpää T, Ylisaukko-Oja T, Jokelainen J, et al. Prevalence of anxiety disorders among Finnish primary care high utilizers and validation of Finnish translation of GAD-7 and GAD-2 screening tools. *Scand J Prim Health Care*. 2014;32(2):78-83. doi:10.3109/02813432.2014.920597

22. Makulowich AA. *Identification of Patients With Anxiety Symptoms in an Integrated Community Care*

Clinic Among a Predominantly Latino Patient Population. Dissertation. Rosalind Franklin University of Science and Medicine; 2019.

23. Matthey S, Valenti B, Souter K, Ross-Hamid C. Comparison of four self-report measures and a generic mood question to screen for anxiety during pregnancy in English-speaking women. *J Affect Disord*. 2013;148(2-3):347-351. doi:10.1016/j.jad.2012.12.022

24. Nath S, Ryan EG, Trevillion K, et al. Prevalence and identification of anxiety disorders in pregnancy: the diagnostic accuracy of the two-item Generalised Anxiety Disorder scale (GAD-2). *BMJ Open*. 2018;8(9):e023766. doi:10.1136/bmjopen-2018-023766

25. Prévile M, Boyer R, Grenier S, et al; Scientific Committee of the ESA Study. The epidemiology of psychiatric disorders in Quebec's older adult population. *Can J Psychiatry*. 2008;53(12):822-832. doi:10.1177/070674370805301208

26. Spitzer RL, Kroenke K, Williams JB. Validation and utility of a self-report version of PRIME-MD: the PHQ primary care study. *JAMA*. 1999;282(18):1737-1744. doi:10.1001/jama.282.18.1737

27. Spitzer RL, Kroenke K, Williams JB, Löwe B. A brief measure for assessing generalized anxiety disorder: the GAD-7. *Arch Intern Med*. 2006;166(10):1092-1097. doi:10.1001/archinte.166.10.1092

28. Vasiladiadis HM, Chudzinski V, Gontijo-Guerra S, Prévile M. Screening instruments for a population of older adults: the 10-item Kessler Psychological Distress Scale (K10) and the 7-item Generalized Anxiety Disorder Scale (GAD-7). *Psychiatry Res*. 2015;228(1):89-94. doi:10.1016/j.psychres.2015.04.019

29. Brettschneider C, Gensichen J, Hiller TS, et al. Cost-effectiveness of practice team-supported exposure training for panic disorder and agoraphobia in primary care: a cluster-randomized trial. *J Gen Intern Med*. 2020;35(4):1120-1126. doi:10.1007/s11606-020-05658-9

30. Brown LA, Krull JL, Roy-Byrne P, et al. An examination of the bidirectional relationship between functioning and symptom levels in patients with anxiety disorders in the CALM study. *Psychol Med*. 2015;45(3):647-661. doi:10.1017/S0033291714002062

31. Burger H, Verbeek T, Aris-Meijer JL, et al. Effects of psychological treatment of mental health problems in pregnant women to protect their offspring: randomised controlled trial. *Br J Psychiatry*. 2020;216(4):182-188. doi:10.1192/bjp.2019.260

32. Corpas J, Moriana JA, Vencesla JF, Galvez-Lara M. Effectiveness of brief group transdiagnostic therapy for emotional disorders in primary care: a randomized controlled trial identifying predictors of outcome. *Psychother Res*. 2022;32(4):456-469. doi:10.1080/10503307.2021.1952331.

33. Craske MG, Stein MB, Sullivan G, et al. Disorder-specific impact of coordinated anxiety learning and management treatment for anxiety disorders in primary care. *Arch Gen Psychiatry*. 2011;68(4):378-388. doi:10.1001/archgenpsychiatry.2011.25

34. Fletcher J, Lovell K, Bower P, Campbell M, Dickens C. Process and outcome of a non-guided self-help manual for anxiety and depression in primary care: a pilot study. *Behav Cog Psychother*.

2005;33(3):319-331. doi:10.1017/S1352465805002079

35. Gensichen J, Hiller TS, Breitbart J, et al; Jena-PARADISE Study Group. Panic disorder in primary care. *Dtsch Arztebl Int*. 2019;116(10):159-166. doi:10.3238/arztebl.2019.0159

36. Geramita EM, Herbeck Belnap B, Abebe KZ, Rothenberger SD, Rotondi AJ, Rollman BL. The association between increased levels of patient engagement with an internet support group and improved mental health outcomes at 6-month follow-up: post-hoc analyses from a randomized controlled trial. *J Med Internet Res*. 2018;20(7):e10402. doi:10.2196/10402

37. Graham AK, Greene CJ, Kwasy MJ, et al. Coached mobile app platform for the treatment of depression and anxiety among primary care patients: a randomized clinical trial. *JAMA Psychiatry*. 2020;77(9):906-914. doi:10.1001/jamapsychiatry.2020.1011

38. Jonassaint CR, Belnap BH, Huang Y, Karp JF, Abebe KZ, Rollman BL. Racial differences in the effectiveness of internet-delivered mental health care. *J Gen Intern Med*. 2020;35(2):490-497. doi:10.1007/s11606-019-05542-1

39. Jonassaint CR, Gibbs P, Belnap BH, Karp JF, Abebe KK, Rollman BL. Engagement and outcomes for a computerised cognitive-behavioural therapy intervention for anxiety and depression in African Americans. *BJPsych Open*. 2017;3(1):1-5. doi:10.1192/bjpo.bp.116.003657

40. Kendrick T, Simons L, Mynors-Wallis L, et al. A trial of problem-solving by community mental health nurses for anxiety, depression and life difficulties among general practice patients: the CPN-GP study. *Health Technol Assess*. 2005;9(37):1-104. doi:10.3310/hta9370

41. King M, Sibbald B, Ward E, et al. Randomised controlled trial of non-directive counselling, cognitive-behaviour therapy and usual general practitioner care in the management of depression as well as mixed anxiety and depression in primary care. *Health Technol Assess*. 2000;4(19):1-83. doi:10.3310/hta4190

42. Lam CLK, Fong DYT, Chin WY, Lee PWH, Lam ETP, Lo YYC. Brief problem-solving treatment in primary care (PST-PC) was not more effective than placebo for elderly patients screened positive of psychological problems. *Int J Geriatr Psychiatry*. 2010;25(10):968-980. doi:10.1002/gps.2435

43. Lang AJ, Norman GJ, Casmar PV. A randomized trial of a brief mental health intervention for primary care patients. *J Consult Clin Psychol*. 2006;74(6):1173-1179. doi:10.1037/0022-006X.74.6.1173

44. Lenox-Smith AJ, Reynolds A. A double-blind, randomised, placebo controlled study of venlafaxine XL in patients with generalised anxiety disorder in primary care. *Br J Gen Pract*. 2003;53(495):772-777.

45. Lenze EJ, Rollman BL, Shear MK, et al. Escitalopram for older adults with generalized anxiety disorder: a randomized controlled trial. *JAMA*. 2009;301(3):295-303. doi:10.1001/jama.2008.977

46. Linden M, Zubaerael D, Baer T, Franke U, Schlattmann P. Efficacy of cognitive behaviour therapy in generalized anxiety disorders: results of a controlled clinical trial (Berlin CBT-GAD Study). *Psychother Psychosom*. 2005;74(1):36-42. doi:10.1159/000082025

47. Nordgren LB, Hedman E, Etienne J, et al. Effectiveness and cost-effectiveness of individually tailored internet-delivered cognitive behavior therapy for anxiety disorders in a primary care population: a randomized controlled trial. *Behav Res Ther*. 2014;59:1-11. doi:10.1016/j.brat.2014.05.007
48. Proudfoot J, Goldberg D, Mann A, Everitt B, Marks I, Gray JA. Computerized, interactive, multimedia cognitive-behavioural program for anxiety and depression in general practice. *Psychol Med*. 2003;33(2):217-227. doi:10.1017/S0033291702007225
49. Proudfoot J, Ryden C, Everitt B, et al. Clinical efficacy of computerised cognitive-behavioural therapy for anxiety and depression in primary care: randomised controlled trial. *Br J Psychiatry*. 2004;185:46-54. doi:10.1192/bjp.185.1.46
50. Rollman BL, Herbeck Belnap B, Abebe KZ, et al. Effectiveness of online collaborative care for treating mood and anxiety disorders in primary care: a randomized clinical trial. *JAMA Psychiatry*. 2018;75(1):56-64. doi:10.1001/jamapsychiatry.2017.3379
51. Roy-Byrne P, Craske MG, Sullivan G, et al. Delivery of evidence-based treatment for multiple anxiety disorders in primary care: a randomized controlled trial. *JAMA*. 2010;303(19):1921-1928. doi:10.1001/jama.2010.608
52. Schreuders B, van Marwijk H, Smit J, Rijmen F, Stalman W, van Oppen P. Primary care patients with mental health problems: outcome of a randomised clinical trial. *Br J Gen Pract*. 2007;57(544):886-891. doi:10.3399/096016407782317829
53. Seekles W, van Straten A, Beekman A, van Marwijk H, Cuijpers P. Effectiveness of guided self-help for depression and anxiety disorders in primary care: a pragmatic randomized controlled trial. *Psychiatry Res*. 2011;187(1-2):113-120. doi:10.1016/j.psychres.2010.11.015
54. Stanley MA, Wilson NL, Amspoker AB, et al. Lay providers can deliver effective cognitive behavior therapy for older adults with generalized anxiety disorder: a randomized trial. *Depress Anxiety*. 2014;31(5):391-401. doi:10.1002/da.22239
55. Stanley MA, Wilson NL, Novy DM, et al. Cognitive behavior therapy for generalized anxiety disorder among older adults in primary care: a randomized clinical trial. *JAMA*. 2009;301(14):1460-1467. doi:10.1001/jama.2009.458
56. Sundquist J, Lilja Å, Palmér K, et al. Mindfulness group therapy in primary care patients with depression, anxiety and stress and adjustment disorders: randomised controlled trial. *Br J Psychiatry*. 2015;206(2):128-135. doi:10.1192/bjp.bp.114.150243
57. Sundquist J, Palmér K, Johansson LM, Sundquist K. The effect of mindfulness group therapy on a broad range of psychiatric symptoms: a randomised controlled trial in primary health care. *Eur Psychiatry*. 2017;43:19-27. doi:10.1016/j.eurpsy.2017.01.328
58. Sundquist J, Palmér K, Memon AA, Wang X, Johansson LM, Sundquist K. Long-term improvements after mindfulness-based group therapy of depression, anxiety and stress and adjustment disorders: a randomized controlled trial. *Early Interv Psychiatry*. 2019;13(4):943-952. doi:10.1111/eip.12715
59. Torres-Platas SG, Escobar S, Belliveau C, et al. Mindfulness-based cognitive therapy intervention for the treatment of late-life depression and anxiety symptoms in primary care: a randomized controlled trial. *Psychother Psychosom*. 2019;88(4):254-256. doi:10.1159/000501214
60. Wolitzky-Taylor K, Brown LA, Roy-Byrne P, et al. The impact of alcohol use severity on anxiety treatment outcomes in a large effectiveness trial in primary care. *J Anxiety Disord*. 2015;30:88-93. doi:10.1016/j.janxdis.2014.12.011
61. Vera M, Obén A, Juarbe D, Hernández N, Pérez-Pedrogo C. Randomized pilot trial of cognitive-behavioral therapy and acceptance-based behavioral therapy in the treatment of Spanish-speaking Latino primary care patients with generalized anxiety disorder. *J Behav Cogn Ther*. 2021;31(2):91-103. doi:10.1016/j.jbct.2020.11.007
62. Clark DM, Wild J, Warnock-Parkes E, et al. More than doubling the clinical benefit of each hour of therapist time: a randomised controlled trial of internet cognitive therapy for social anxiety disorder. *Psychol Med*. 2022;1-11. doi:10.1017/S0033291722002008
63. O'Mahen HA, Ramchandani PG, King DX, et al. Adapting and testing a brief intervention to reduce maternal anxiety during pregnancy (ACORN): report of a feasibility randomized controlled trial. *BMC Psychiatry*. 2022;22(1):129. doi:10.1186/s12888-022-03737-1
64. Suchan V, Peynenburg V, Thiessen D, et al. Transdiagnostic internet-delivered cognitive behavioral therapy for symptoms of postpartum anxiety and depression: feasibility randomized controlled trial. *JMIR Form Res*. 2022;6(9):e37216. doi:10.2196/37216
65. Suchan VAM. *Examining the Acceptability and Effectiveness of Transdiagnostic, Internet-Delivered Cognitive Behaviour Therapy for Symptoms of Postpartum Anxiety and Depression: A Randomized Controlled Trial*. Dissertation. University of Regina; 2021.
66. Balasubramaniam M, Joshi P, Alag P, et al. Antidepressants for anxiety disorders in late life: a systematic review. *Ann Clin Psychiatry*. 2019;31(4):277-291. doi:10.1016/j.jagp.2019.01.076
67. Bighelli I, Castellazzi M, Cipriani A, et al. Antidepressants versus placebo for panic disorder in adults. *Cochrane Database Syst Rev*. 2018;4(4):CD010676. doi:10.1002/14651858.CD010676.pub2
68. Breilmann J, Giralda F, Guaiana G, et al. Benzodiazepines versus placebo for panic disorder in adults. *Cochrane Database Syst Rev*. 2019;3(3):CD010677. doi:10.1002/14651858.CD010677.pub2
69. Chen TR, Huang HC, Hsu JH, Ouyang WC, Lin KC. Pharmacological and psychological interventions for generalized anxiety disorder in adults: a network meta-analysis. *J Psychiatr Res*. 2019;118:73-83. doi:10.1016/j.jpsychires.2019.08.014
70. Cuijpers P, Cristea IA, Karyotaki E, Reijnders M, Huibers MJ. How effective are cognitive behavior therapies for major depression and anxiety disorders? a meta-analytic update of the evidence. *World Psychiatry*. 2016;15(3):245-258. doi:10.1002/wps.20346
71. Cuijpers P, Cristea IA, Weitz E, Gentili C, Berking M. The effects of cognitive and behavioural therapies for anxiety disorders on depression: a meta-analysis. *Psychol Med*. 2016;46(16):3451-3462. doi:10.1017/S0033291716002348
72. Gould RL, Coulson MC, Howard RJ. Efficacy of cognitive behavioral therapy for anxiety disorders in older people: a meta-analysis and meta-regression of randomized controlled trials. *J Am Geriatr Soc*. 2012;60(2):218-229. doi:10.1111/j.1532-5415.2011.03824.x
73. Gupta A, Bhattacharya G, Farheen SA, et al. Systematic review of benzodiazepines for anxiety disorders in late life. *Ann Clin Psychiatry*. 2020;32(2):114-127.
74. Hofmann SG, Wu JQ, Boettcher H. Effect of cognitive-behavioral therapy for anxiety disorders on quality of life: a meta-analysis. *J Consult Clin Psychol*. 2014;82(3):375-391. doi:10.1037/a0035491
75. Imai H, Tajika A, Chen P, et al. Azapirones versus placebo for panic disorder in adults. *Cochrane Database Syst Rev*. 2014;(9):CD010828. doi:10.1002/14651858.CD010828.pub2
76. Ponting C, Mahrer NE, Zelcer H, Dunkel Schetter C, Chavira DA. Psychological interventions for depression and anxiety in pregnant Latina and Black women in the United States: a systematic review. *Clin Psychol Psychother*. 2020;27(2):249-265. doi:10.1002/cpp.2424
77. Roest AM, de Jonge P, Williams CD, de Vries YA, Schoevers RA, Turner EH. Reporting bias in clinical trials investigating the efficacy of second-generation antidepressants in the treatment of anxiety disorders: a report of 2 meta-analyses. *JAMA Psychiatry*. 2015;72(5):500-510. doi:10.1001/jamapsychiatry.2015.15
78. Slee A, Nazareth I, Bondaronek P, Liu Y, Cheng Z, Freemantle N. Pharmacological treatments for generalised anxiety disorder: a systematic review and network meta-analysis. *Lancet*. 2019;393(10173):768-777. doi:10.1016/S0140-6736(18)31793-8
79. van Dis EAM, van Veen SC, Hagenars MA, et al. Long-term outcomes of cognitive behavioral therapy for anxiety-related disorders: a systematic review and meta-analysis. *JAMA Psychiatry*. 2020;77(3):265-273. doi:10.1001/jamapsychiatry.2019.3986
80. Viswanathan M, Middleton JC, Stuebe AM, et al. Maternal, fetal, and child outcomes of mental health treatments in women: a meta-analysis of pharmacotherapy. *Psychiatr Res Clin Pract*. 2021;3(3):123-140. doi:10.1176/appi.prcp.20210001
81. Weaver A, Himle JA. Cognitive-behavioral therapy for depression and anxiety disorders in rural settings: a review of the literature. *J Rural Mental Health*. 2017;41(3):189-221. doi:10.1037/rmh0000075
82. Williams T, Hattingh CJ, Kariuki CM, et al. Pharmacotherapy for social anxiety disorder (SAnD). *Cochrane Database Syst Rev*. 2017;10(10):CD001206. doi:10.1002/14651858.CD001206.pub3
83. Li X, Laplante DP, Paquin V, Lafortune S, Elgbeili G, King S. Effectiveness of cognitive behavioral therapy for perinatal maternal depression, anxiety and stress: a systematic review and meta-analysis of randomized controlled trials. *Clin Psychol Rev*. 2022;92:102129. doi:10.1016/j.cpr.2022.102129
84. Lader M, Scotto JC. A multicentre double-blind comparison of hydroxyzine, buspirone and placebo in patients with generalized anxiety disorder.

Psychopharmacology (Berl). 1998;139(4):402-406. doi:10.1007/s002130050731

85. Cato V, Holländare F, Nordenskjöld A, Sellin T. Association between benzodiazepines and suicide risk: a matched case-control study. *BMC Psychiatry*. 2019;19(1):317. doi:10.1186/s12888-019-2312-3

86. Sheehy O, Zhao JP, Bérard A. Association between incident exposure to benzodiazepines in early pregnancy and risk of spontaneous abortion. *JAMA Psychiatry*. 2019;76(9):948-957. doi:10.1001/jamapsychiatry.2019.0963

87. Kalin NH. The critical relationship between anxiety and depression. *Am J Psychiatry*. 2020;177(5):365-367. doi:10.1176/appi.ajp.2020.20030305

88. Zhang A, Borhneimer LA, Weaver A, et al. Cognitive behavioral therapy for primary care depression and anxiety: a secondary meta-analytic review using robust variance estimation in meta-regression. *J Behav Med*. 2019;42(6):1117-1141. doi:10.1007/s10865-019-00046-z

89. Casarella J. Understanding generalized anxiety disorder—diagnosis and treatment. WebMD. Published January 12, 2023. Accessed May 5, 2023. <https://www.webmd.com/anxiety-panic/guide/understanding-anxiety-treatment>

90. Dodds TJ. Prescribed benzodiazepines and suicide risk: a review of the literature. *Prim Care Companion CNS Disord*. 2017;19(2):2. doi:10.4088/PCC.16r02037

91. FDA requiring Boxed Warning updated to improve safe use of benzodiazepine drug class: includes potential for abuse, addiction, and other serious risks. US Food and Drug Administration. Published September 23, 2020. Accessed August 31, 2021. <https://www.fda.gov/drugs/drug-safety-and-availability/fda-requiring-boxed-warning-updated-improve-safe-use-benzodiazepine-drug-class>

92. FDA Drug Safety Communication: FDA warns about serious risks and death when combining

opioid pain or cough medicines with benzodiazepines; requires its strongest warning. US Food and Drug Administration. Published September 20, 2017. Accessed August 31, 2021. <https://www.fda.gov/drugs/drug-safety-and-availability/fda-drug-safety-communication-fda-warns-about-serious-risks-and-death-when-combining-opioid-pain-or>

93. The dangers of polypharmacy and the case for deprescribing in older adults. National Institute on Aging. Published August 24, 2021. Accessed March 1, 2022. <https://www.nia.nih.gov/news/dangers-polypharmacy-and-case-deprescribing-older-adults>

94. Liu S, O'Donnell J, Gladden RM, McGlone L, Chowdhury F. Trends in nonfatal and fatal overdoses involving benzodiazepines—38 states and the District of Columbia, 2019-2020. *MMWR Morb Mortal Wkly Rep*. 2021;70(34):1136-1141. doi:10.15585/mmwr.mm7034a2